

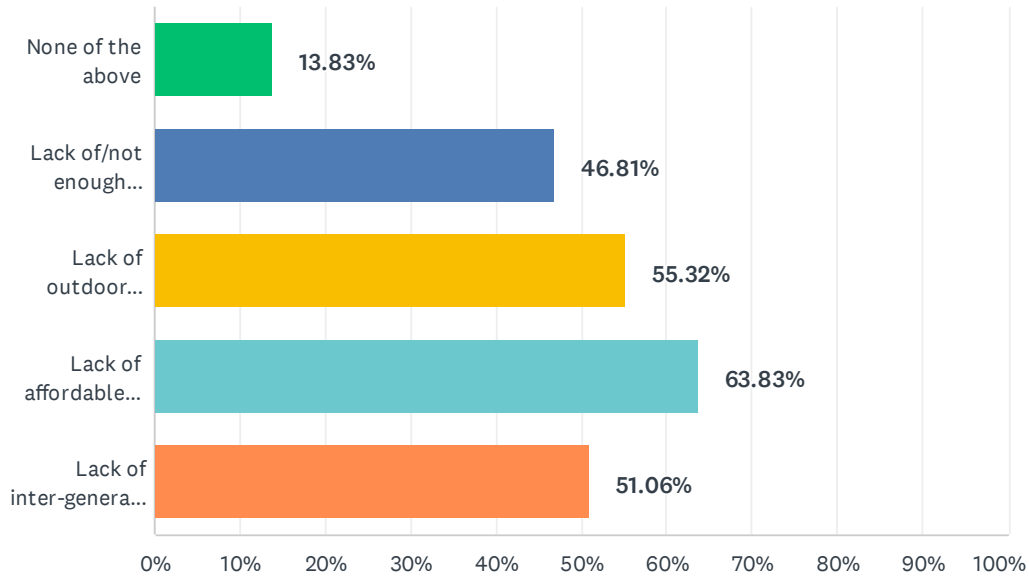
Q1 FOGW acts on behalf of Kilfinan parish residents in the PA21 area. So we can check we are collecting information in the relevant area, please tell us your postcode.

Answered: 144 Skipped: 0

ANSWER CHOICES	RESPONSES	
Postcode/Postcode Area if Nfa	100.00%	144
Name	0.00%	0
Company	0.00%	0
Address	0.00%	0
Address 2	0.00%	0
City/Town	0.00%	0
State/Province	0.00%	0
Country	0.00%	0
Email Address	0.00%	0
Phone Number	0.00%	0

Q2 Are you concerned about any of the following issues in this area? Tick ALL that Apply

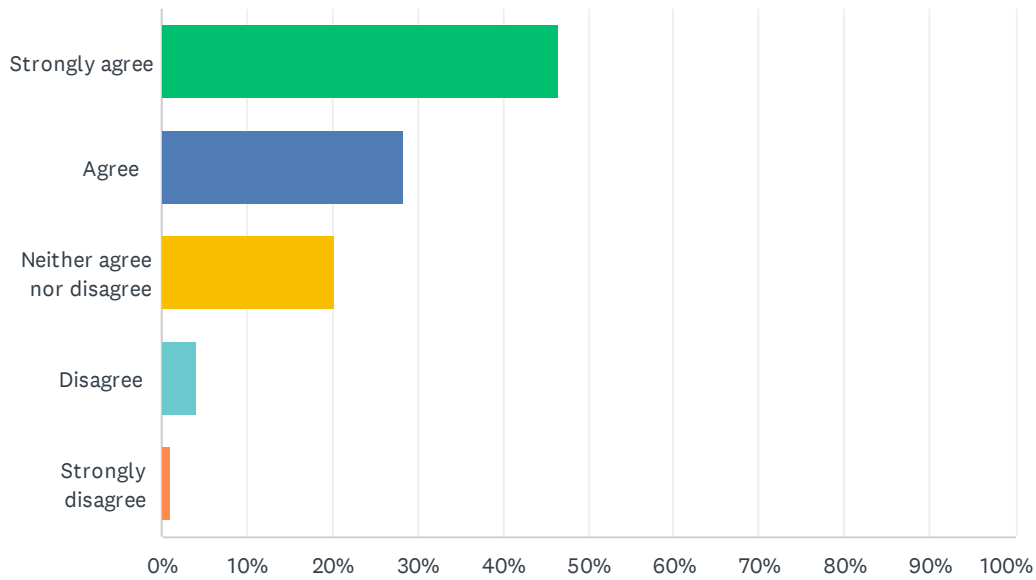
Answered: 94 Skipped: 50



ANSWER CHOICES	RESPONSES	
None of the above	13.83%	13
Lack of/not enough affordable outdoor provision for children & young people in school holidays	46.81%	44
Lack of outdoor community gatherings and celebrations	55.32%	52
Lack of affordable outdoor courses and events for local people	63.83%	60
Lack of inter-generational skill sharing in community woodlands	51.06%	48
Total Respondents: 94		

Q3 'I believe Glenan Wood is a fantastic community owned resource'.

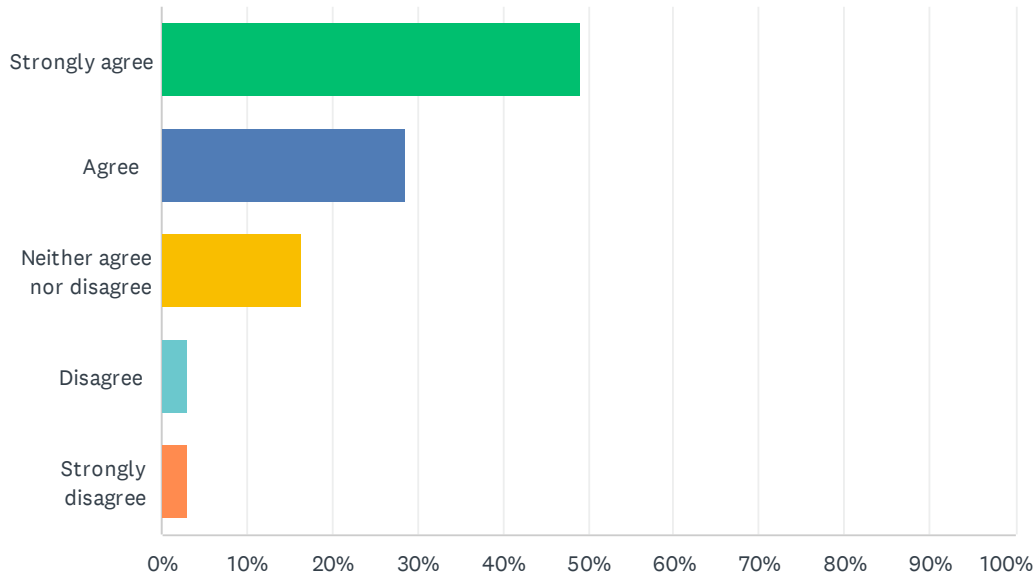
Answered: 99 Skipped: 45



ANSWER CHOICES	RESPONSES	
Strongly agree	46.46%	46
Agree	28.28%	28
Neither agree nor disagree	20.20%	20
Disagree	4.04%	4
Strongly disagree	1.01%	1
TOTAL		99

Q4 'Glenan Wood is about local people using and getting to know the woods as well as just looking after it.'

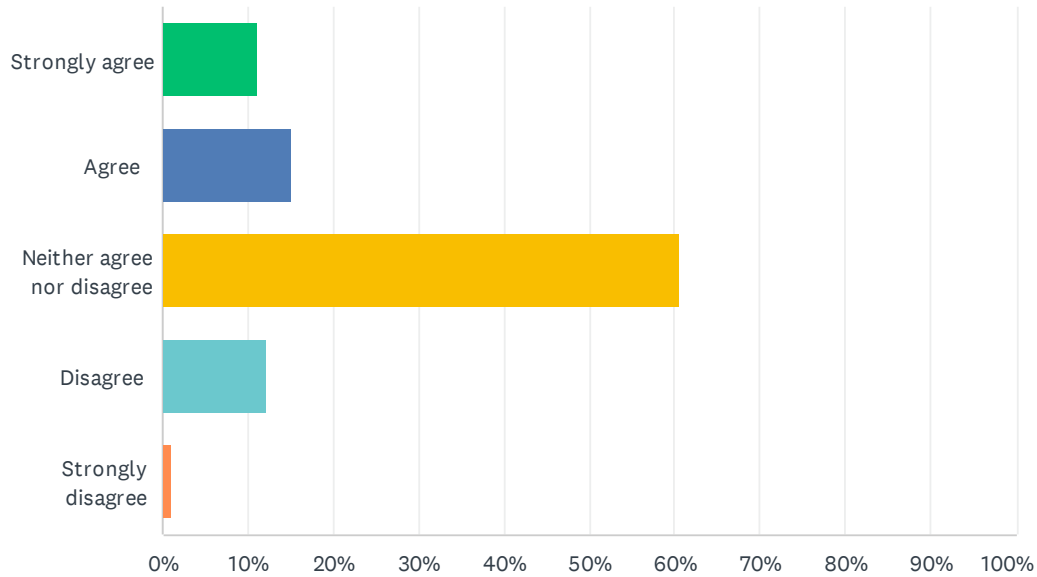
Answered: 98 Skipped: 46



ANSWER CHOICES	RESPONSES	
Strongly agree	48.98%	48
Agree	28.57%	28
Neither agree nor disagree	16.33%	16
Disagree	3.06%	3
Strongly disagree	3.06%	3
Total Respondents: 98		

Q5 'I find it easy to take part in or organise my own activities for the community at Glenan Wood & Glenan Community Orchard'

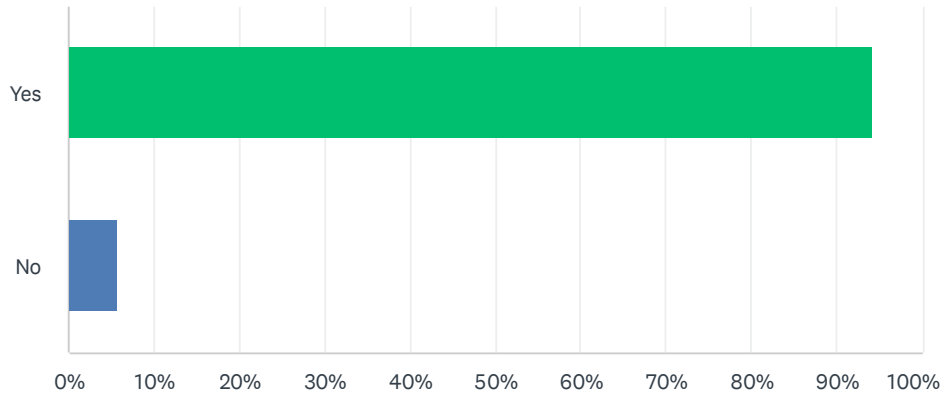
Answered: 99 Skipped: 45



ANSWER CHOICES	RESPONSES	
Strongly agree	11.11%	11
Agree	15.15%	15
Neither agree nor disagree	60.61%	60
Disagree	12.12%	12
Strongly disagree	1.01%	1
TOTAL		99

Q6 Do you like the idea of making it easier for more community involvement and activities at Glenan Wood & Glenan Community Orchard?

Answered: 140 Skipped: 4



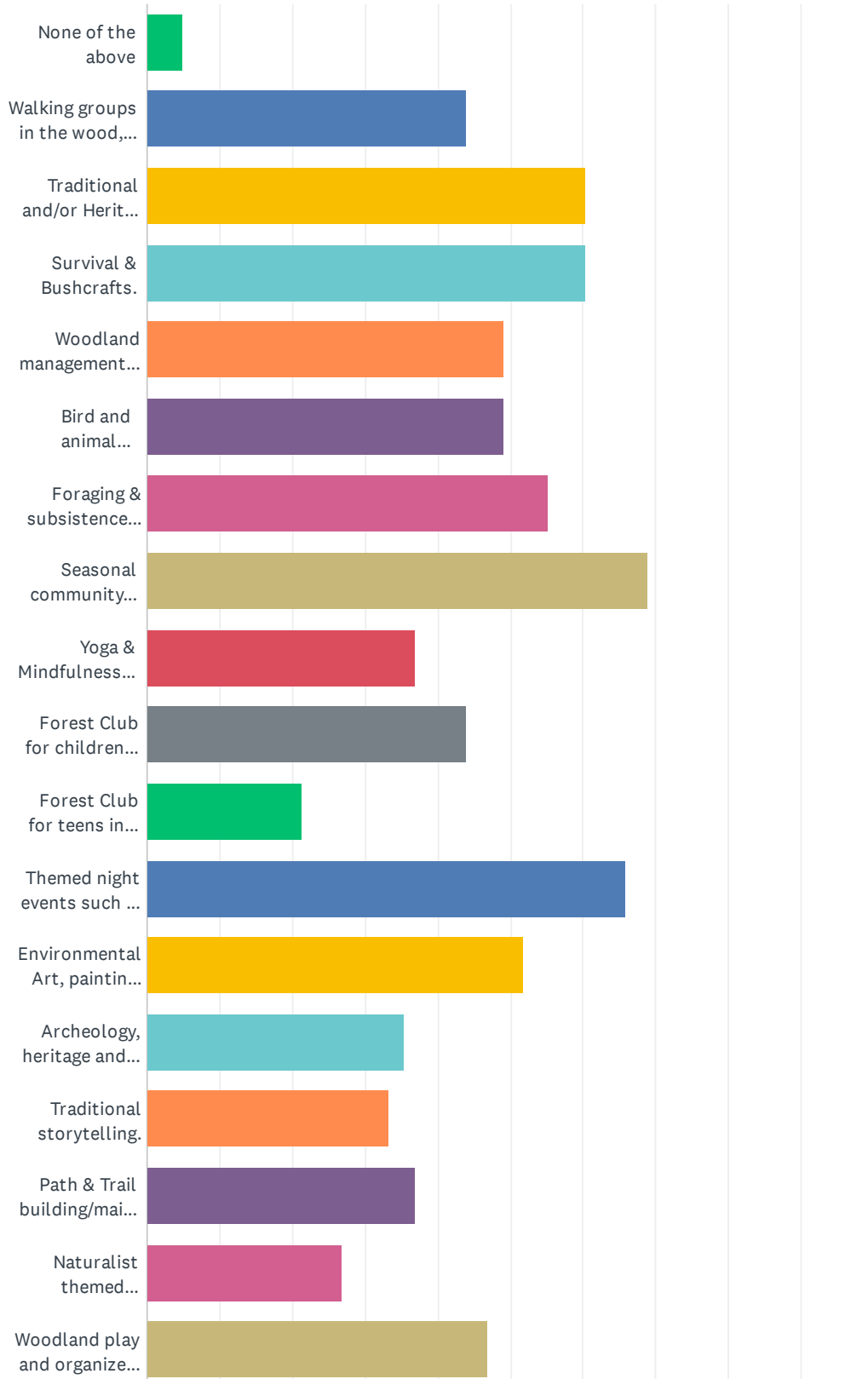
ANSWER CHOICES	RESPONSES	
Yes	94.29%	132
No	5.71%	8
TOTAL		140

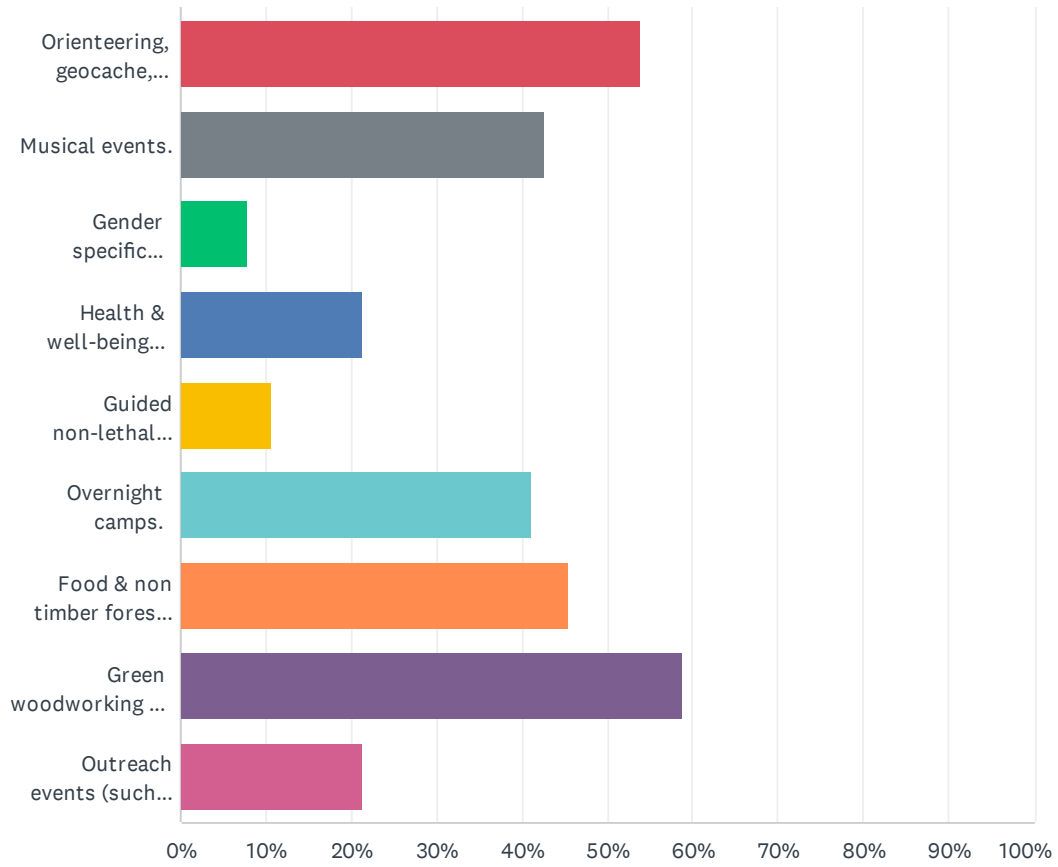
Q7 Why/Why Not?

Answered: 85 Skipped: 59

Q8 Would you or your family be interested in the following activity if they were free or discounted for local people in our area? Tick ALL that Apply.

Answered: 141 Skipped: 3





ANSWER CHOICES	RESPONSES	
None of the above	4.96%	7
Walking groups in the wood, at various different levels, according to age and ability.	43.97%	62
Traditional and/or Heritage crafts.	60.28%	85
Survival & Bushcrafts.	60.28%	85
Woodland management skills & seasonally themed working parties.	48.94%	69
Bird and animal watching.	48.94%	69
Foraging & subsistence activities.	55.32%	78
Seasonal community festivals, BBQ's and controlled fires.	68.79%	97
Yoga & Mindfulness sessions.	36.88%	52
Forest Club for children in school holidays.	43.97%	62
Forest Club for teens in school holidays	21.28%	30
Themed night events such as stargazing.	65.96%	93
Environmental Art, painting and sculpture.	51.77%	73
Archeology, heritage and interpretation events.	35.46%	50
Traditional storytelling.	33.33%	47
Path & Trail building/maintenance.	36.88%	52
Naturalist themed trainings and events (e.g species identification, woodland ecology, special interest groups)	26.95%	38
Woodland play and organized games, temporary play facilities and 'wide games'	46.81%	66
Orienteering, geocache, treasure & scavenger hunts.	53.90%	76
Musical events.	42.55%	60
Gender specific events, courses & gatherings.	7.80%	11
Health & well-being provision for adults with long term mental health recovery issues.	21.28%	30
Guided non-lethal stalking.	10.64%	15
Overnight camps.	41.13%	58
Food & non timber forest product processing skills (e.g Juice and jam making).	45.39%	64
Green woodworking and building skills.	58.87%	83
Outreach events (such as juicing community apples at the primary schools annual Apple Day).	21.28%	30
Total Respondents: 141		

Q9 If you ticked 'Other' what ideas do you have for activities within the community woodland?

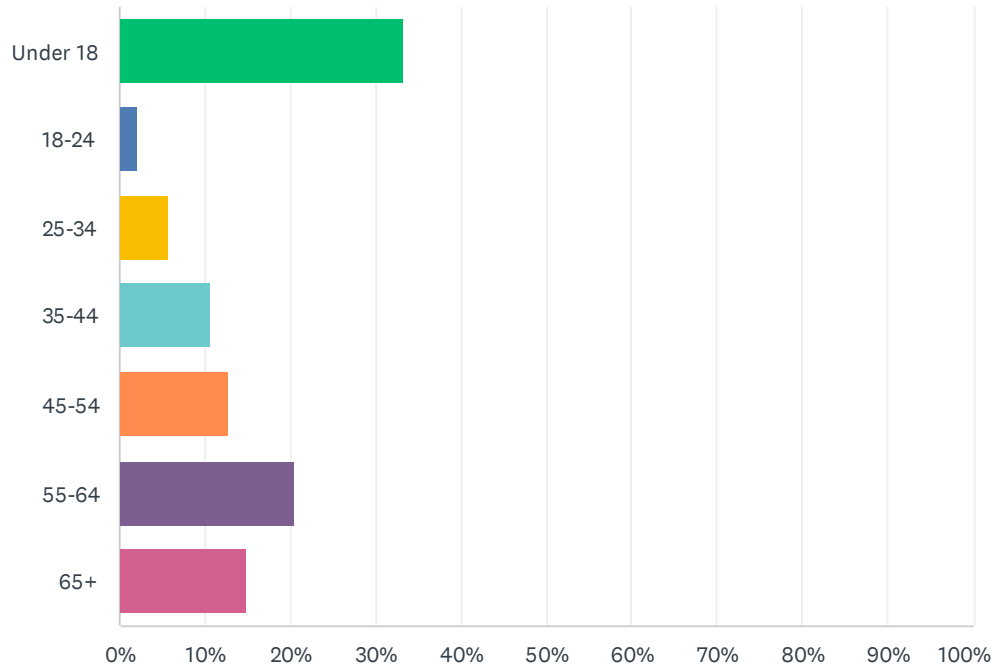
Answered: 10 Skipped: 134

Q10 Any other comments about you and what you'd like to see in your community woodland?

Answered: 22 Skipped: 122

Q11 What is your age?

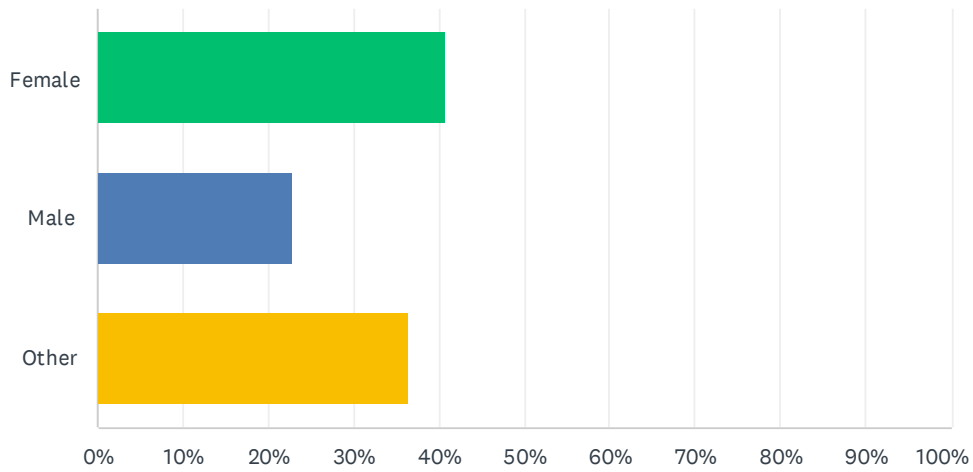
Answered: 141 Skipped: 3



ANSWER CHOICES	RESPONSES	
Under 18	33.33%	47
18-24	2.13%	3
25-34	5.67%	8
35-44	10.64%	15
45-54	12.77%	18
55-64	20.57%	29
65+	14.89%	21
TOTAL		141

Q12 What is your gender?

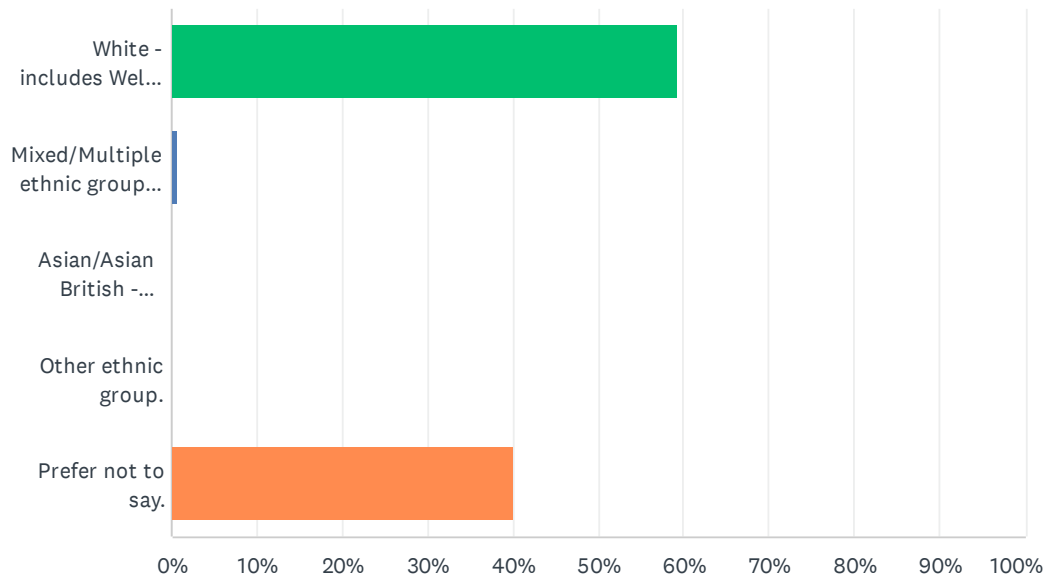
Answered: 140 Skipped: 4



ANSWER CHOICES	RESPONSES	
Female	40.71%	57
Male	22.86%	32
Other	36.43%	51
TOTAL		140

Q13 Which race/ethnicity best describes you? (Please choose only one.)

Answered: 140 Skipped: 4



ANSWER CHOICES	RESPONSES	
White - includes Welsh, Scottish, Northern Irish, British, Irish, Gypsy/Traveller and any other White Background.	59.29%	83
Mixed/Multiple ethnic groups - includes White and Black Carribean, White and Black African, White and Asian, or any other Mixed or Multiple background.	0.71%	1
Asian/Asian British - includes Indian, Pakistani, Bangladeshi, Chinese or any other Asian background.	0.00%	0
Other ethnic group.	0.00%	0
Prefer not to say.	40.00%	56
TOTAL		140